

If your 6731i model Aastra phone says “No Service” and the red light in the upper right corner is on you will need to Log your phone on.

Step 1

Press the upper left button (Log on/off)



Step 2

Use the keypad and enter your number




Step 3

Press the down arrow button



Step 4

Enter your phone password
(same as your extension number)



Step 5

Press the down arrow button.



DONE.

If your 6737i model Aastra phone says “No Service” and the red light in the upper right corner is on you will need to Log your phone on.

Step 1

Press the Log on button




Step 2

Use the keypad and enter your extension number




Step 3

the Done button



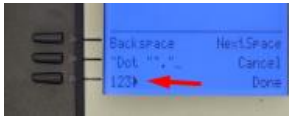
Step 4

Press the ABC button



Press

It will change to




Step 5

Enter your phone password

(same as your extension number)

Then press done.



DONE.